



مركز القدس للدراسات السياسية
AL - QUDS CENTER For Political Studies



www.ipm.jo

مرصد البرلمان الأردني
Jordanian Parliament Monitor



NATIONAL
DEMOCRATIC
INSTITUTE
FOR INTERNATIONAL AFFAIRS

Jordan Parliament and 2009 Budget -A Reading in the Trends and Policy Priorities-

General Supervisor: Oraib Al Rantawi

Report by: Dr. Ihab Khaled Maqableh

Research Team: Sadeq Abu-Saoud and Dima Fawa'er



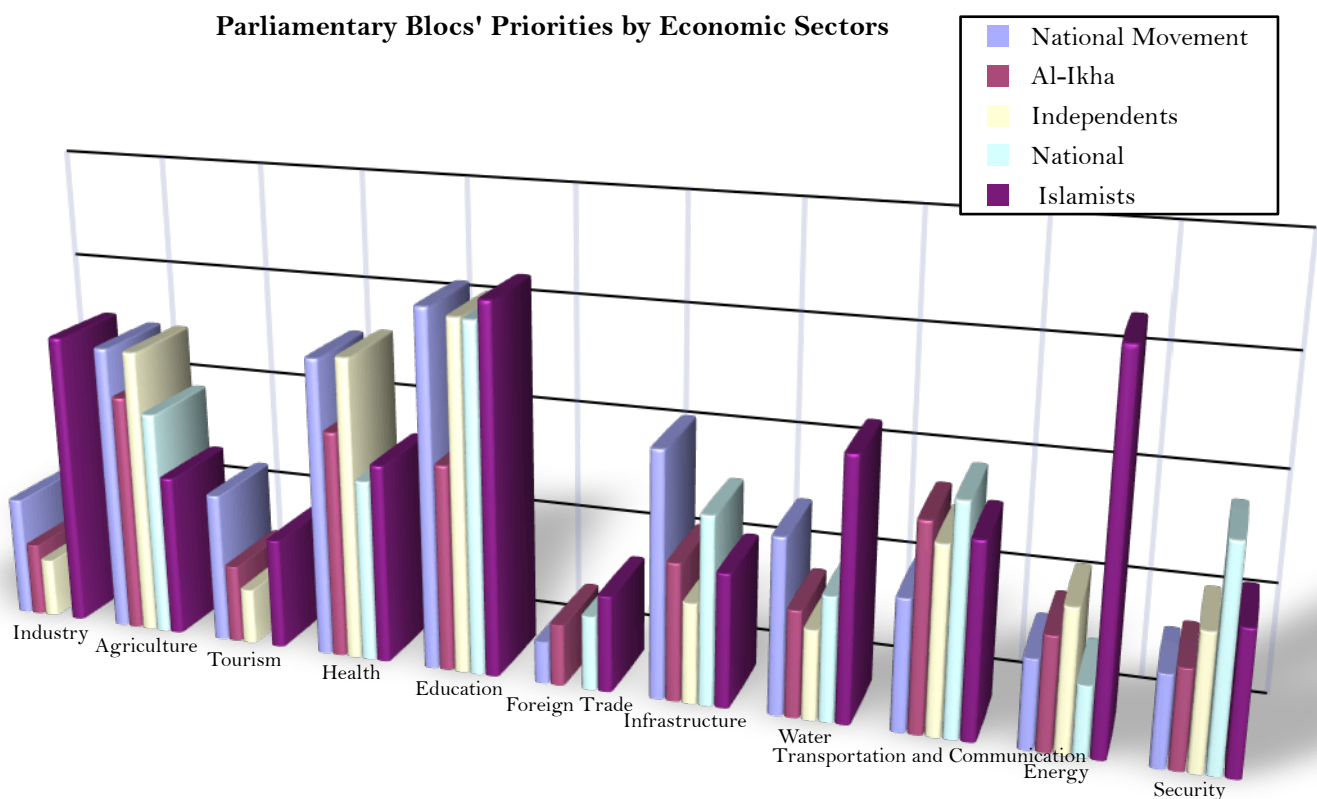
April 2009

Summary

This report is aimed at providing a reading and presentation of the trends prevailing among the representatives when dealing with the General Budget Draft Law of the State for 2009 during the approval phase when the draft law is submitted to the Parliament. The report is based on two basic sources of information and data; namely, face-to-face interviews with the representatives themselves, the content of speeches and interventions they expressed during discussions and debates of the draft law. In order to facilitate the process of data and information gathering; their classification and analysis, a special questionnaire was designed for the purposes of this study. This questionnaire includes a set of questions answered through the interventions and speeches of representatives during the discussions of the draft law. The objective descriptive analysis methodology was used; results were not annotated, and no attempts were made to prove or negate them. This project is supported by the National Democratic Institute for International Affairs.

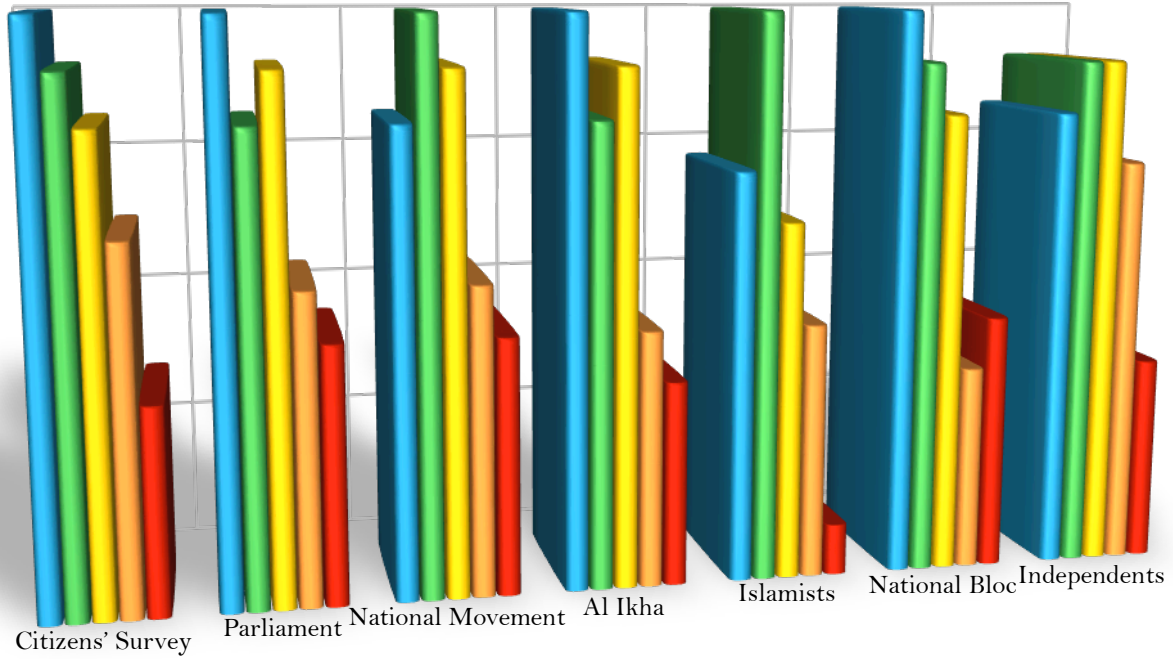
Main Results Reached by the Report:

☑ Out of the representatives, 85.5% had interventions during the discussion of the draft law; they expressed their views and evaluation of the draft law taking into consideration the local and international socio-economic developments that can affect the execution of the Budget Law after being approved.

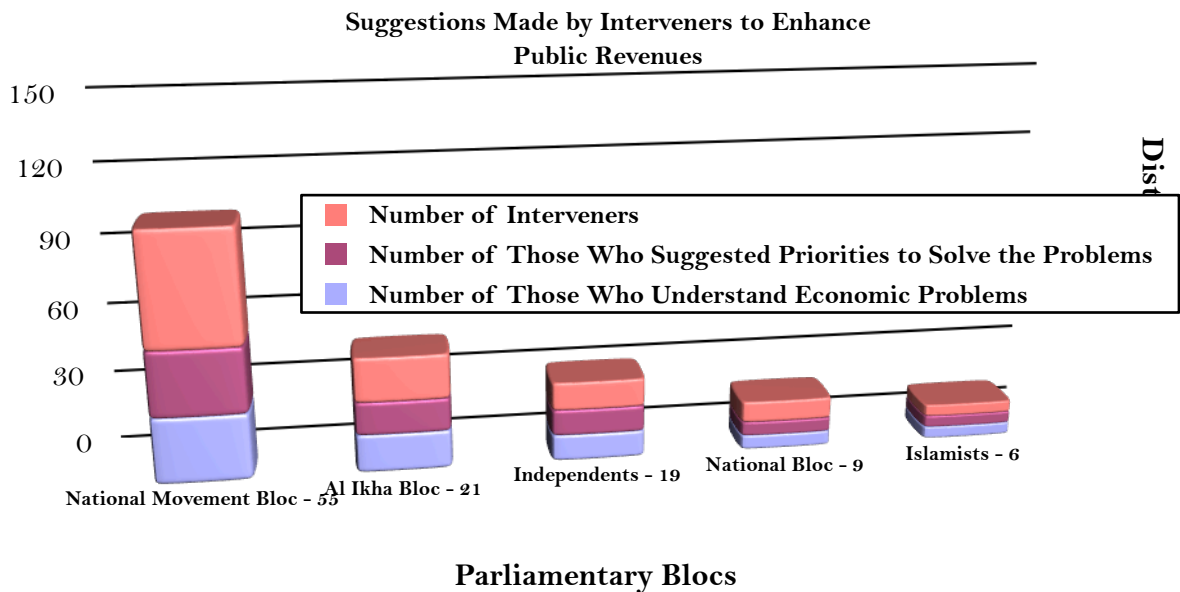


: National Priorities of Citizens Compared by Parliaments' and MPs' Bloc Priorities

- High Prices and Inflation
- Unemployment
- Poverty
- Financial and Administrative Corruption
- Infrastructire

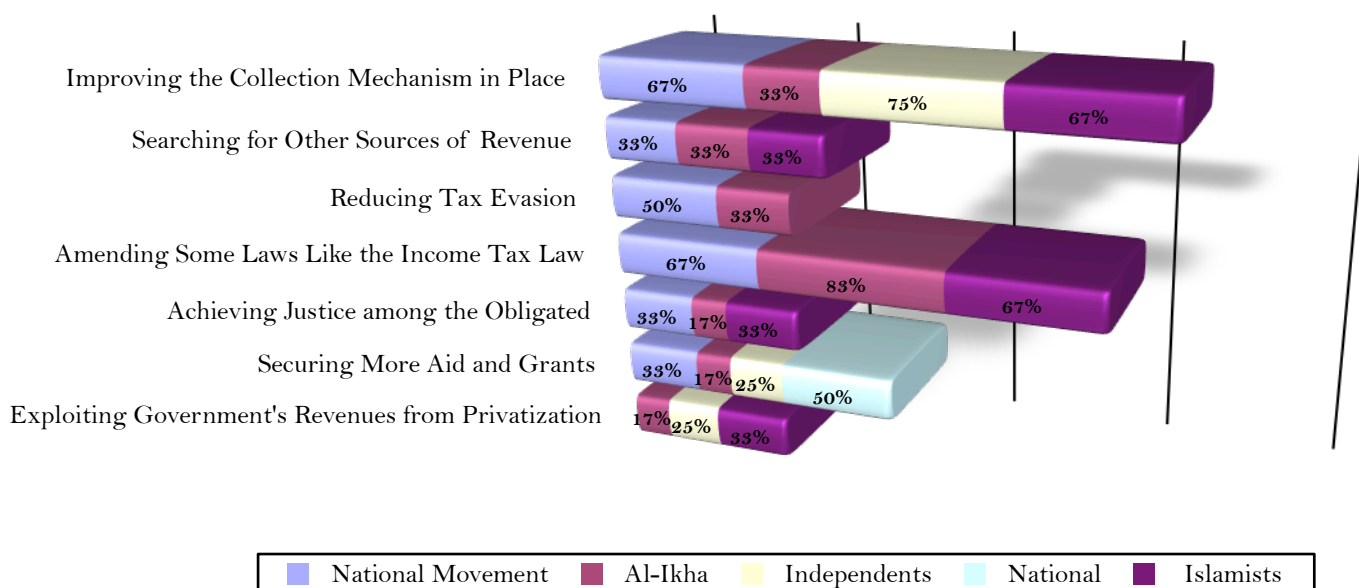


The rate of participation of all Parliamentary blocks and trends in discussing the Budget Draft Law for 2009 was a high rate; the highest rate of participation was that of Al-Ikha' (Brotherhood) Block (89.5%), followed by the Liberal National Trend (89.1%). However, the lowest participation rate was that of the independents (63.2%).



✓ Among the speakers during the discussion of the Budget Draft Law, 70.2% explicitly and clearly mentioned some problems that the economy of Jordan suffers from. The main problem is that of high prices and inflation (68.8%) which results in depleting the purchase power of the income which is low itself, followed with the poverty problem (65.1%), and the unemployment problem (64.1%).

✓ Unemployment, inflation (high prices) and low income per capita (poverty) were the three main problems as viewed by all the Parliamentary blocks. Then, came the privatization problem. This reflects a consensus by all blocks in this respect.



✓ More than the other blocks, the Islamists and independents focused on the problem of financial and administrative corruption.

✓ To the contrary of other blocks, Islamists lay a high importance on the issue of privatization. Others do not see it as important as they do.

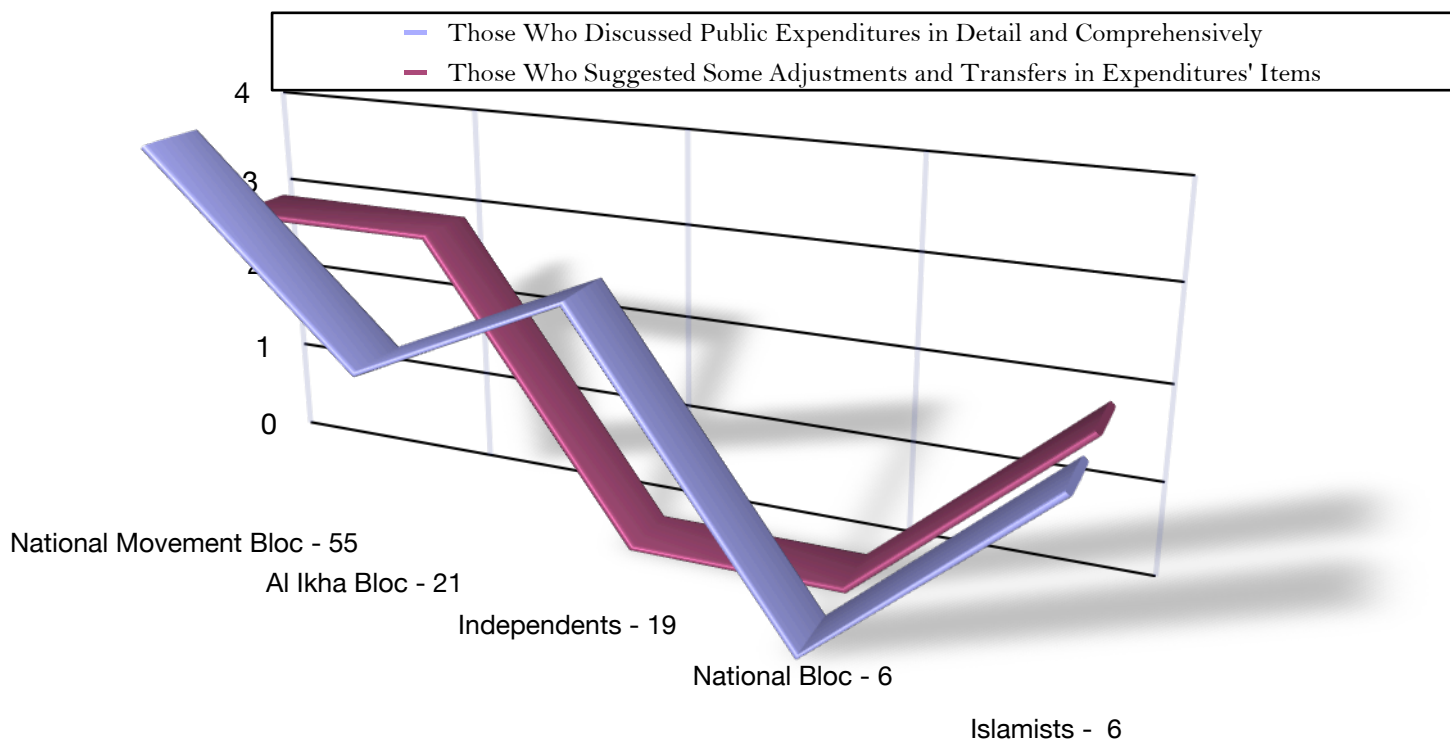
✓ Islamist and Al-Ikha' movement lay a high importance on the structural imbalances problems in the economy premises; other blocks were not focused on this issue.

✓ There are no clear and substantive differences among the Parliamentary blocks in terms of their views of the economic problems that the economy of Jordan suffers from to reflect a difference in the economic thought or belief; or a preference for an economic system per se.

✓ Results of the opinion poll conducted by Al-Quds Center for Political Studies reveal a consensus between the representatives and the respondents in terms of the main problems in the economy of Jordan. Both of them agree that it has become an imperative to support the private sector.

☑ Compared to other blocks, the Islamists showed a large interest in the social dimension of the economic problems.

Distribution of MPs by Bloc and Level of Participation in Expenditures Discussions



☑ All the Parliamentary blocks discussed the international economic developments that affect the budget; the Islamists showed the most interest and the most to mention this point whereas the national trend was the least interested in such developments and the least to mention them.

☑ Among the speakers, only 12.8% explicitly mentioned that the General Budget Draft Law for 2009 reflects the government plans and the economic reform programs. They said that it conforms with the Government Statement in response to the Royal Designation Letter.

☑ Among the speakers, 97.9% mentioned that this draft law does not differ in its components and imbalances from other similar draft laws of the previous years.

☑ Among the speakers, only 12.9% discussed the public revenue item in a manner that shows their understanding and perception thereof including all sub-items such as the local tax and non-tax revenues, and external revenues including grants and assistance.

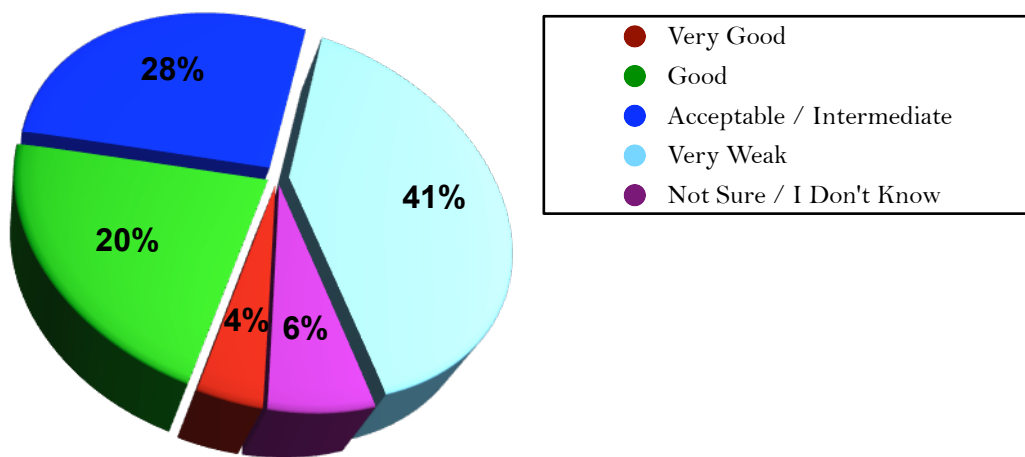
☑ The Independents (not as one block) ranked first in terms of the volume and accuracy of their discussion of the public revenues and their sub-items; they were followed by the National Ikha' Block and the Islamists.

☑ Independent representatives urged for more justice and transparency in terms of revenue collection; they ranked first in this respect followed with the Islamists and the National Ikha' Block.

☑ The Islamists were the first to submit some proposals to enhance local revenues.



Percentage of Al Quds' Survey Respondents Satisfaction with Parliament



Speakers mentioned some imbalances in the Public Revenue Structure; 12.8% requested the Government to introduce a structural change in this respect and complete the tax reform process.

☑ Among the speakers, 16% emphasized the need to seek justice and transparency in revenue collection. Other 22.3% of speakers urged the Government to put further efforts to enhance revenues and submitted some proposals to help enhance revenues and increase collection efficacy.

☑ In order to enhance public revenues some of the speakers proposed an improvement of the collection method applied at present (52.4%) and to introduce amendments to some of the relevant laws (52.4%). Some others proposed the creation of new revenue sources (23.8%); control tax evasion (23.8%); achieve justice in dealing with taxpayers (19%); and introduce amendments to some laws such as the Tax Law and provide further assistance as well as investing the privatization yields to the full.

☑ In terms of the proposals to enhance revenues, the National Block only mentioned the need to provide more foreign grants in order to enhance the revenues; to the contrary, the Islamist supported all proposals except for reliance on external grants and assistance.

☑ There is an obvious proximity between the National Trend and Al-Ikha' Block in terms of the proposals required to enhance revenues.

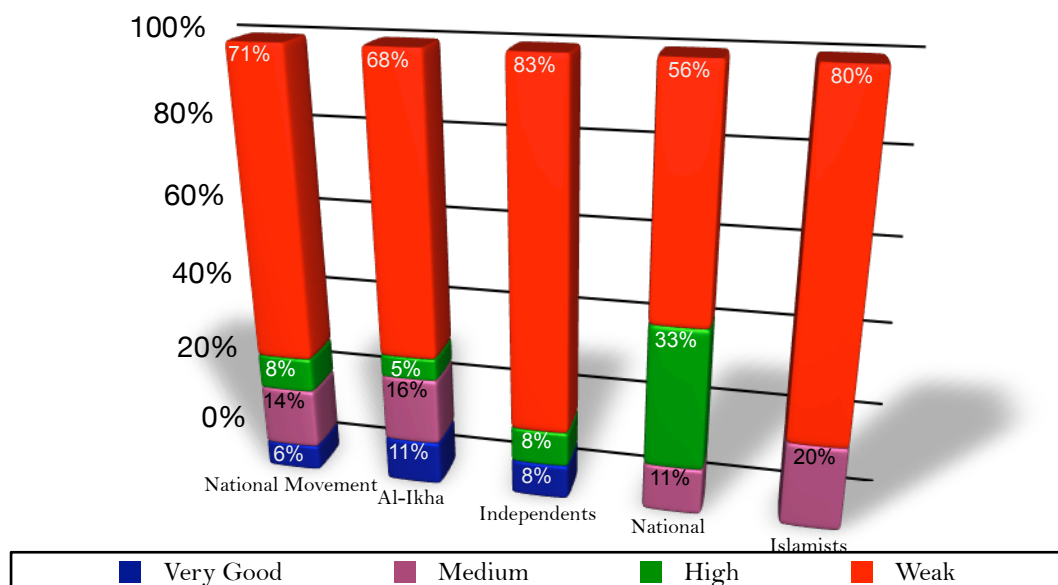
☑ Out of the speakers, 11.7% discussed, in details, the structure and figures of the public expenditures including their operation and capital components. The discussion revealed an advanced level of understanding and knowledge of the subject-matter. Among those discussing the expenditure structure and its items, 92.7% suggested some amendments and transfers (exchange/virement) among the public expenditure line items.

☑ Only 6.4% mentioned in their speeches that there is a just and fair geographic distribution of expenditures. However, those mentioning a just and fair distribution of such expenditures among sectors counted for 74.5% only of total speakers.

☑ The rate of Islamists discussing the public expenditures in details and submitting proposals was the highest compared to other blocks; they were followed with the independents who did not express any proposals or transfers among the expenditures line items. Exactly to the contrary, some speakers submitted some proposals with regard to public expenditures and their structure although they did not discuss the expenditures and their line items.

☑ None of the speakers from the National Block discussed the public expenditures issue and they did not submit any proposals.

Percentage of MPs by Bloc Satisfaction with the Government



- ☑ All the Parliamentary blocks agree that the distribution of expenditures is just at the sectors level; they also agree that the geographic distribution of such expenditures is low in terms of justice.
- ☑ Both the National Ikha' Block and the Independents did not mention justice of geographic distribution of public expenditures; however, they emphasized the just distribution of such expenditures at the sectors' level.
- ☑ There is no variation between the evaluation of the Parliamentary Blocks of the just distribution of public expenditures both at the geographic and sectoral levels.
- ☑ The sector of education yielded a high rate of speakers. About 37.1%, and 22.9% of speakers ranked it first and second, respectively.
- ☑ A high rate of speakers emphasized the need to pay attention to the sector of health and to outreach all citizens with health services. About 31.4% and 17.1% ranked this sector first and second, respectively. However, the sectors that could not yield a high degree of interest among the speakers include the foreign trade sector.
- ☑ All parliamentary blocks emphasized the importance of the sector of education; according to the priorities of these blocks, this sector ranged from 1 to 3; i.e. one of the most three important sectors.
- ☑ All blocks except for the Islamists laid a high importance on the agricultural sector as it ranked second after Education. To the contrary of other blocks, the Islamists highlighted the importance of being focused on Industry and Manufacturing.
- ☑ To the contrary of other blocks, the Islamist ranked the Sector of Energy and Mineral Wealth as one of the main priorities (first rank).
- ☑ There is a consensus in opinion among all blocks in terms of the low level of the foreign trade importance.
- ☑ The Health Sector yielded a large attention from the Liberal National Trend, Al-Ikha' Block and the Independents (second rank); other blocks gave it lower attention, though.
- ☑ Priorities of Islamists include the strategic sectors that contribute the most to development; these are the sectors of energy (enhancement of revenues); education (human resources); industry (diversification of the production base); and water (agriculture and tourism).
- ☑ Demands of speakers with regard to the public expenditures' structure varied from demands to control public expenditure (30.9%) to control operational expenditure excluding salaries and

wages (21.30%), and increase the capital expenditures or re-distribute them in a more just and competent manner (12.8%).

☑ All the Parliamentary blocks agree that the operational expenditures need to be controlled except for the line item of salaries and wages.

☑ Across all the blocks, there is a low rate of those who call for increasing the capital and production expenditures.

☑ Speakers drew the attention to the need to consider some economic and political developments before passing the Law and during the execution phase. These developments include the international financial crisis, changes in the food and oil prices, and the international stock exchange crisis.

☑ The Liberal National Trend Block was the only block to mention the economic agreements signed by the Government and the issue of growing population.

☑ Neither the National Block nor the Islamist Block mentioned several economic and political developments that can affect figures in the general budget.

☑ The financial crisis yielded attention from all Parliamentary blocks as they called for the need to track its developments and repercussions for the Jordanian economy.

☑ There is a consensus among all blocks in terms of the impact of the changing oil prices and the local liquidity crisis as well as the local stock exchange crisis on the economy performance and the general budget.

☑ About 6.4% of speakers requested a periodical review of all the budget line items. Other 14.9% of speakers called for supporting the private sector due to its important role in economic development and as a main source of governmental revenues.

☑ To the contrary of other blocks, neither the Independents nor the Islamists mentioned the need to do a periodical review of the general budget.

☑ Although in a low rate, all the Parliamentary blocks called for the need to give satisfactory support to the Sector so that it can contribute further to production, employment and support of the general budget.

☑ Only 25.5% of speakers mentioned the governmental efforts as satisfactory and convincing in terms of dealing with the economic issues.

☑ Only 8.1% of speakers mentioned transparent performance by the Government when dealing with the general budget topic. However, those commending the Government cooperation with the Parliament and implementation of its recommendations especially with regard to the budget counted for 10.6% only.

☑ The Islamists' satisfaction with the Government performance and the extent of its cooperation in terms of the general budget is very low; the indicator did not exceed the "fair" degree.

☑ The National Block is the most satisfied and convinced with the Government performance; followed with the National Al-Ikha' Block, the National Trend and the Independents.

Finally, this report is but the beginning and the core for several other reports and studies that highlight the factual method that the Parliament applies in handling the several economic, political, social, cultural, and human issues.

Introduction

The General Budget of the State is defined as: “a financial register that shows the summary of the financial position of the Government. This register includes the total estimated revenues for the Government from the internal and external sources, the estimated governmental expenditure volume with its different breakdowns during a certain period of time that is most often one year.” The General Budget in most of the World countries undergoes four important phases known as the budget phases, or the general budget cycle phases. These phases start with the preparation one; followed with the approval or endorsement phase, the implementation phase and finally the fourth phase which is the execution monitoring phase.

The phase of approval of the general budget is seen as one of the most critical and important phases. For, the budget approval or endorsement is the final phase during which the budget draft law is discussed before attempting execution and enforcement thereof. At this phase, the Cabinet and after discussing the draft law of the general budget of the State and approving it submits it in its final form to the Parliament (Lower House and Upper House). It is submitted at least one month prior to the commencement of the fiscal year in compliance with Article (112) of the Constitution. Then, the Minister of Finance delivers the statement (speech) of the general budget whereby he explains the dimensions of the Draft Law of Budget and the basic principles therein as well as the policy and program of action of the Government for the coming fiscal year. At this point, the Lower House refers the Draft Law to the Financial and Economic Committee formed by the Lower House to study and discuss it with the officials in the Executive branch. Then, the required recommendations are submitted to the Lower House and a date is fixed to hold a special session to discuss the Draft Law of the Budget.

Accordingly, a special session is held for the Lower House to discuss the Budget Draft Law. The Prime Minister and the ministers attend this session. It is also open for the public who wish to attend. At the session, the Financial Committee submits its report including its remarks and observations to be discussed along the General Budget Draft law. Then, the floor is given to the representatives wishing to join the general debate of the draft law. After listening to the representatives and their observations, the Prime Minister and the Minister of Finance provide a response to the report of the Financial Committee at the Lower House as well as the observations voiced by the representatives during the discussion session.

It is worth mentioning herein that the Lower House has the right when discussing the General Budget Draft Law to reduce expenditures in chapters as deemed relevant for the public interest. In compliance with Article 112/4, the Lower House cannot increase those expenditures. In compliance with Article 112/5 of the Constitution, while the discussion of the general budget are taking place, no proposal to cancel an existing tax, impose a new tax, or amend the imposed tax whether in increase or reduction shall not be accepted.

Finally, and after listening to the Government response, the Draft Law of the General Budget is submitted for voting chapter by chapter in conformity with Article (112/2) of the Constitution. When the Lower House approves of the Draft Law, it is referred to the Upper House which, in turn, refers it to its Financial Committee for consideration and submitting a report at a special session to discuss it. The same procedures applied at the Lower House are replicated at the Upper House. However, the last step in the approval phase is that after approving the General Budget Draft Law by the Upper House, it is referred back to the Government to be submitted to His Majesty the King for endorsement and issuing the Royal Decree of approval. Then, it becomes an enacted and valid law that will enter into force as from the date of being published in the Official Gazette.

Goals of the Report

This report seeks to achieve some goals, namely:

- Monitor trends prevailing among the representatives in their dealing with the Draft Law of the General Budget and identify the national priorities as shown in their interventions and discussions of the Draft Law.
- Monitor the degree of conformity and variation in performance of the several parliamentary blocks and identify priorities of each to be compared with the general national priorities.
- Identify the extent to which the representatives follow up local, regional and international economic developments that affect the general budget and read their opinions in relation with the method to deal with such issues.
- Identify the extent to which the representatives know the components of the Budget; that is the overall revenues of all sources and the overall expenditures of all line items.
- Submit proposals by the representatives in relation with enhancing all types of revenues and reduce expenditures of all items or re-distribute the same in a way to reduce the permanent deficit in the Budget as well as improving the national economy.
- Explore opinions of representatives in the extent of competence and transparency of the Government in its dealing with them in relation with the general budget.

Methodology of the Report and its Data¹

In order to achieve the above goals, the descriptive analysis method was used depending on available data and information with regard to the discussions of the representatives of the Draft Law

¹ SPSS was used to analyze data.

of the General Budget for 2009. Sources of information include speeches given by the representatives, report of the Financial and Economic Committee at the Lower House, the General Budget Statement delivered by the Minister of Finance before the Lower House, and response of the Government to the interventions and demands of representatives. In addition, there are the information and data received from the representatives themselves or from their assistants. A questionnaire was designed for data gathering and classification. It is worth mentioning here that this report provides a presentation of the results achieved from the data sources and no personal opinions are given by the research team at the Jordanian Parliament Observatory or Al-Quds Center for Political Studies.

Main Findings

1- Participation in the Session to Discuss the Draft Law of the General Budget for 2009:

Representatives participated to a large degree in the discussions of the Draft Law of the General Budget for 2009; 85.5% of representatives made interventions to explain their opinions and evaluation of the draft law in light of the political and economic developments that can have an impact during the execution phase of the Budget after approving it. Those who did not make interventions (did not speak) counted for 15.4% and all of them are men. The reason for this is that some of them joined other representatives with their interventions or they were satisfied with their Party speech (25%) or the speech made by the block they are affiliated to (75%).

Table No. (1) Reveals the relative distribution of the Parliamentary blocks as per their participation in the session to discuss the Budget Draft law. It reveals a high rate of participation of all parliamentary blocks and trends in discussing the budget draft law for 2009. The highest rate of participation was that of Al-Ikha' Block (89.5%); then, the Liberal National Trend (89.1%). The lowest participation rate was that of the Independents (63.2%).

2- Discussion of Representatives Giving Speeches of the Status quo of the National Economy and its Problems:

Some representatives are aware of the structural imbalances and economic problems of the Jordanian economy as they affect figures in the General Budget during the phases of the Budget Cycle starting with the preparation phase up to the execution and execution monitoring phase. Among the speakers, 70.2% mentioned some of these problems explicitly and clearly. Reviewing the characteristics of those pointing out the economic problems explicitly, one can notice the following:

- 16.4% are specialized in Economics and Administrative Science
- 12.1% held a governmental office in the economics specialty
- 42.4% held an office in the economics specialty in the Private Sector.
- 18.2% have articles and other compilations in the field of Fiscal and General Budget issues.
- 93.9% had an electoral platform before elections.

- 16.7% were members in the Financial and Economic Committee of the Lower House.
- 89.4% have partisan and non-partisan economic programs at present.

As illustrated in Table No. (1), the following can be revealed in terms of the Parliamentary blocks' members and their awareness of economic problems in the Jordanian economy and to which extent they tackle such problems:

- The Independents were the most familiar with the economic problems facing the Jordanian economy. Speakers of the National Liberal Trend were the least familiar as shown in their speeches and interventions during the discussion.
- Most of the speakers from all blocks submitted proposals with regard to some priorities and problems that need to be highlighted.

Table No. (1): Relative Distribution of the Parliamentary Block Members as per their Awareness of Local Economic Problems

Block	Intervened at discussions of the General Budget Draft Law		Are aware of economic problems of the Jordanian economy		Proposed some priorities to solve problems	
	No.	%	No.	%	No.	%
Liberal National Trend Block (55)	49	89.1	28	57.1	28	100
National AL-Ikha' Block (21)	19	89.5	16	84.2	14	87.5
Independents (19)	12	63.2	11	91.6	11	100
National Block (9)	9	100	6	66.6	6	100
Islamists (6)	5	83.3	5	100	5	100

Table No. (2) provides the descending order of problems and impediments that the speakers pointed out to; i.e. from the most critical to the less important. As illustrated in the table, representatives were focused on the problems facing the Jordanian citizen and hold a direct impact on his/her daily life. Such problems affect living standards of the Jordanian citizen; they include high prices or inflation (68.8%) which results in depleting the purchase power of income which is low itself; followed with the poverty problem (65.1%), unemployment problem (64.1%) and their socio-economic and psychological repercussions on the economy as a whole and the unemployed along with their families. As in the table, many representatives did not mention the privatization issue (14.1%) although it used to be their greater obsession in the past. The tax evasion problem was the least important from their perspective; they ranked it the lowest (7.8%).

Table No. (2)

Main Economic Problems for the Jordanian Economy as Viewed by the Speakers

Problem	Rate of Speakers Highlighting the Problem Explicitly (%)
High Prices (Inflation)	68.8
Low living standards (poverty)	65.1

Unemployment	64.1
General Budget Deficit	36
Internal and External Debt	34.4
Financial and Administrative Corruption	31.3
Poor level of Infrastructure	21.9
Imbalances in the Economy Structure and its premises	17.2
Trade Deficit in the Balance of Trade	15.6
Privatization	14.1
Tax Evasion	7.8

The question to be raised here is, “Do priorities of Parliamentary blocks differ in relation with economic problems of the Jordanian Economy?”

Figure above and Table No. (3) reveal the economic problems of the Jordanian Economy as viewed by the Parliamentary blocks; the table reveals the following:

☪ Unemployment and inflation (high prices) and low income per capita (poverty) were the most important of three problems from the perspective of all Parliamentary followed with the privatization problem.

☪ Compared to other blocks, Islamists and Independents were focused on the financial and administrative.

☪ To the contrary of other blocks, Islamists pay a high degree of attention to the privatization problem; others do not see as such big problem.

☪ Islamists and Al-Ikha' block are highly focused on the problem of structural imbalances in the economic structure.

☪ There are no clear and substantive differences in the views of Parliamentary blocks of the economic problems of the Jordanian Economy.

Table No. (3)
Order of Economic Problems in the Jordanian Economy from the Perspective of
Parliamentary Blocks

Problem	Block				
	1	2	3	4	5
	Order of Problem as seen by the Block				
1. Poverty	1	3	2	2	1
1. High Prices (inflation)	3	1	3	1	1
1. Internal and External Debt	5	4	5	5	3
1. General Budget Deficit	4	6	6	4	1
1. Admin-financial corruption	6	7	4	0	1
1. Low living standards (poverty)	2	2	1	3	3
1. Trade deficit in the Balance of Trade	9	0	7	6	0
1. Imbalances in the Economic Structure	10	5	10	0	4
1. Tax Evasion	9	0	11	0	4
1. Poor level of infrastructure	7	8	8	7	0
1. Privatization	11	9	9	1	3
1- Liberal National Trend; 2- National Al-Ikha' Block; 3- Independents; 4- National Block; 5- Islamists.					

Results of the above mentioned poll reveal a high degree of agreement between the representatives and citizens participating in the poll in relation with the main problem of the Jordanian economy and affect the living standards of the Jordanian citizen. Respondents were focused on unemployment and poverty; unemployment and corruption, low wages and scarcity of water (See Table No. (7) and Table No. (8) in the Appendix).

It is worth mentioning here that the speakers did not highlight the problems only; they also submitted proposals to solve them or reduce their impact. About 68.1% mentioned that priority must be given to solve some of these problems and mitigate some of them in 2009 budget. Some of the main problems highlighted by the representatives in their interventions include high prices (inflation), poor living standards (low income per capita), unemployment, deficit in the General Budget of the State, indebtedness, and admin-financial corruption.

Moreover, 27.7% of speakers were highly focused on the social development and social safety process and its relation with the general budget for 2009. They stressed the need to have these among the priorities of the Government and its budget. Other 35.1% of speakers mentioned some local and international economic developments and their relation with the general budget such as changing oil prices, international financial markets and the international financial crisis.

Among these, 20.2% submitted some proposals to mitigate the negative repercussions for the citizen (See Table No. 4).

Table No. (4)

Relative Distribution of Parliamentary Blocks according to their Discussions of the Social Dimension and the International Economic Developments²

Block	Discussed the Social Dimension		Discussed international developments affecting the budget		Submitted proposals to challenge these developments	
	No	%	No	%	No	%
Liberal National Trend Block (55)	11	22.4	10	20.4	7	14.3
National AL-Ikha' Block (21)	6	31.6	9	47.4	6	31.6
Independents (19)	5	41.7	6	50	2	16.7
National Block (9)	1	11.1	5	55.6	1	11.1
Islamists (6)	3	60	3	60	3	60

Table No. (4) reveals the following:

- Compared to other blocks, the Islamists showed a high interest in the social dimension. The Independents ranked second in this respect.
- All blocks discussed the international economic developments that affect the budget; however, the Islamists were the most interested and the National Trend was the least interested in mentioning such developments.
- According to the results of the poll conducted by Al-Quds Center, citizens have not been convinced with the agreement between the representatives and the citizens in setting priorities and the way the representatives handled problems facing the Jordanian economy both in discussing the budget and through their overall parliamentary performance. About 40.1% of respondents said that the Lower House performance in handling their national priorities is very poor against 3.7% who said that it is a very good performance. However, other evaluations ranged between fair and acceptable (See Table No. 6 in the appendix).

3- Draft Law of the General Budget of the State for 2009 and the Economic Reform Plans:

Among the speakers, 12.9% explicitly mentioned that the Draft law of the General Budget for 2009 represents the Government plans and the economic reform programs. They also mentioned

² The rate is calculated by dividing the number by the number of speakers from the Block.

that it is in line with the Government statement submitted in response to the Royal Designation Letter.

4- *Draft Law of the General Budget of the State for 2009 and the Economic Reform Plans:*

Out of the speakers, 12.8% explicitly mentioned that the draft law of the general budget for 2009 reflects the Government plans and the economic reform programs. They also mentioned that it is in line with the Government Statement in response to the Royal Designation Letter. However, the remaining speakers (87.2%) did not mention that explicitly (See Table No. 5). In terms of the extent of difference between the 2009 budget draft law and such a law for the past years, 97.9% mentioned that this draft law does not differ from such a law in the past years in terms of its components and imbalances.

Table No. (5)

Draft Law of the General Budget for 2009 and its relevance to the Governmental Plans and Previous Budgets

Item	Rate in %
Discussed figures of public revenues for 2009; they discussed the tax and non-tax revenues, and external grants and aids explicitly.	12.8
Requested a change in the revenue structure	12.8
Mentioned the need to achieve justice and transparency in revenue collection	16
Submitted proposals to enhance local revenues in order to reduce deficit in the general budget	22.3

5- Views of Speakers in terms of the Structure and Premises of the Public Expenditures of the Government for 2009:

Discussions of the representatives of the revenue line items were at different degrees. Some mentioned these quickly whilst others did not mention them at all. Only 12.8% of speakers discussed the public expenditures item with all its components; i.e. the local tax and non tax revenues and the foreign revenues including grants and aids. These showed an understanding and perception of such issues (See Table No. 6). Considering their attributes, one can find the following:

- 91.7% hold a B.A. or a higher degree.
- 25% are specialized in Economics and Administrative Science.
- 33.3% held governmental offices in the field of economics.
- 25% held offices in the field of economics in the private sector.
- 18.2% have some articles and other compilations on the Fiscal and general budget topic.
- 91.7% had electoral platforms before the elections.
- 25% sat as members on the Financial and Economic Committee at the Lower House.

- 50% participated in TV shows in relation with the General Budget.
- 25% wrote articles on the General budget.

Table No. (6)

Relative Distribution of Speakers according to their discussions of the Public Revenue Line Items

Item	Rate in %
The budget with its figures and line items reflect the Government plans and the economic reform programs as well as its response to the Royal Designation Letter.	12.8
Current budget does not differ in its line items and its attributes from the previous years' budgets.	87.2

Speakers mentioned some imbalances in the public expenditure structure; 12.8% requested the Government to work seriously on changing the structure of revenues and complete the tax reform process. Other 16% called on the need to achieve justice and transparency in revenue collection; 22.3% urged the Government to put further efforts to enhance revenues and submitted some proposals to enhance revenues and increase the collection efficacy (See Table No. 6).

Table No. (7) reveals the relative distribution of speakers from the Parliamentary blocks according to their discussions of the public revenue issue. It unveils the following:

- The Independents ranked the first in terms of accuracy of their discussions of the public revenues including all their line items; then, the National Al-Ikha' Block and the Islamists.
- The Independents called for further justice and transparency of collection and they ranked first, followed with the Islamists, and the National Al-Ikha' Block.
- The Islamists ranked first among those submitting proposals to enhance local revenues.

Table No. (7)

Relative Distribution of Speakers from the Parliamentary Blocks according to their Discussions of the Public Revenue³

Item	Block				
	1	2	3	4	5
	Average (0-1)				
Discussed public revenues in details	.0612	.2105	.2500	.1111	.2000
Requested change in the public revenue structure	.1224	.1579	.0833	.1111	.2000
Called for more transparency and justice	.0612	.2105	.4167	.1111	.4000

³ The average is calculated by dividing total answers to the question (0 or 1) by their number.

Submitted proposals to increase revenues	.1224	.3158	.3333	.2222	.6000
1- Liberal National Trend; 2- National Al-Ikha' Block; 3- Independents; 4- National Block; 5- Islamists.					

The main proposals of speakers to achieve this goal included work on improving the mechanism of collection (52.4%), introduce an amendment to some of the relevant laws (52.4%), create new sources for revenues (23.8%), control tax evasion (23.8%), work on achieving justice among taxpayers (19%) and introduce amendments to some laws such as the Law of Tax and provide further aid as well as fully investing in the revenues yielded from privatization process. Table No. (8) reveals a descending order of proposals as stated in the representatives' speeches.

*Table No. (8)
Descending Order of Proposals Submitted by Speakers to Enhance Public Revenues*

Proposals	Rate of those Submitting Proposals in %	Average (0-1)
Improve mechanism of collection	52.4	.5238
Introduce an amendment to some relevant laws	52.4	.5238
Look for other sources of revenues	23.8	.2381
Control tax evasion	23.8	.2381
Provide more grants and aid	23.8	.2381
Work on achieving justice among taxpayers	19	.1905
Fully invest in the government revenues from privatization	14.3	.1429

Table No. (9) shows the relative distribution of parliamentary blocks according to proposals submitted to enhance local revenues. The table reveals the following:

- The National Block referred only to providing more foreign grants. To the contrary, the Islamists supported all proposals except for depending on foreign grants.
- There is proximity between the National Trend and Al-Ikha' Block in relation with proposals needed to enhance revenues.

In order to evaluate the degree of details and knowledge that the speakers have when discussing items of the public revenues, their types and the method to enhance them, an indicator was calculated for this purpose. Answers of questions 1.10, 1.11, 1.13, and 1.14 in the questionnaire were gathered. Total answers of above questions ranged between (0-4). Table No. (10) shows relative distribution of speakers according to that indicator.

Table No. (9)
Proposals by Speakers to Enhance Public Expenditures according to Parliamentary Blocks⁴

Item	Block				
	1	2	3	4	5
	Ranking (1-7)				
Improve mechanism of collection	1	2	1	0	1
Search for other sources of revenues	3	2	0	0	2
Control tax evasion	2	2	0	0	0
Amend some laws such as Law of Tax	1	1	0	0	1
Work on achieving justice among taxpayers	3	3	0	0	2
Provide further grants and aids	3	3	2	1	0
Invest revenues of the Government from privatization	0	3	2	0	2
1- Liberal National Trend; 2- National Al-Ikha' Block; 3- Independents; 4- National Block; 5- Islamists.					

Table No. (10)
Relative Distribution of Speakers according to the Indicator of Knowledge of Public Revenues

Proficiency	Scale	Rate in %
Poor	0	72.3
Fair	1 و 2	14.9
Very Good	3	8.5
High	4	4.3
TOTAL		100

6- Opinions of Speakers with regard to Structure and Premises of Public Expenditures for 2009:

Only 11.7% of speakers discussed structure and figures of public expenditures and their operational and capital components. Discussions revealed an advanced level of understanding and knowledge of the subject matter. Other 92.7% from those discussing the expenditures structure and its items proposed introducing some amendments and transfers among expenditure items according to priorities that reflect their points of view. Table No. (11) illustrates relative distribution of speakers from members of Parliamentary blocks according to their accurate discussions of the topic of public expenditures. The table reveals the following:

⁴ Similar values mean that respondents laid same importance and ranking and the average is equal.

- The rate of Islamists discussing public expenditures in details and submitting proposals was the highest followed with the Independents. However, they did not submit any proposals or transfers among the expenditure items.
- Some speakers submitted some proposals with regard to expenditures and their structure although they did not discuss expenditures and their items.
- None of the speakers from the National Block discussed the public expenditure issue and did not submit any proposals.

Table No. (11)

Relative Distribution of Speakers from Parliamentary Blocks according to their Discussions of Public Expenditures

Block	Discussed Public Expenditures in Details and with Familiarity		Proposed some Amendments and Transfers among Expenditure Items	
	Nr	%	Nr	%
Liberal National Trend Block (55)	4	8.2	3	6.1
National AL-Ikha' Block (21)	2	10.5	3	15.8
Independents (19)	3	25	0	0
National Block (9)	0	0	0	0
Islamists (6)	2	40	2	40

The proposed transfers among budget line items were from one sector to another or from one region to another as illustrated in Table No. (12). In terms of justice in the geographic distribution of public expenditures; i.e. on the level of regions or Governorates, only 6.4% expressed explicitly in their speeches that this distribution is just and fair. Those mentioning just and fair distribution of these expenditures per sector counted for 74.5%.

Table No. (12)

Relative Distribution of Speakers according to the Nature of Transfers Proposed in the Expenditure Items

Proposed Transfers	Nr	Rate
From one economic sector to another	1	12.5
From one sub sector to another in the same sector	3	37.5
From one region to region	0	0
From one governorate to another	1	12.5
From one period to another	0	0
From one line item to another line item (from operational to capital and vice versa)	2	25
Others	1	12.5
TOTAL	8	100

Table No. (13) shows the relative distribution of speakers from Parliamentary blocks of their view of justice of expenditure distribution at the sector and geographic levels. The table reveals the following:

- All blocks agree that there is justice in the sector distribution of expenditures; they agree, however, that the level of justice is low when it comes to the geographic distribution of such expenditures.
- Both the National Al-Ikha' Block and the Independents did not mention justice in the geographic distribution of public expenditures. However, they confirmed that the sector distribution of such expenditures is just and fair.
- There is no variation in the evaluation of Parliamentary blocks of justice in the geographic and sector distribution of public expenditures.

Table No. (13)

Relative Distribution of Parliamentary Blocks according to their Opinions of Justice of Expenditure Distribution

Block	Mentioned justice in geographic distribution of expenditures		Mentioned justice in sectoral distribution of expenditures	
	No	%	No	%
Liberal National Trend Block (55)	4	7.3	38	77.6
National AL-Ikha' Block (21)	0	0	14	73.7
Independents (19)	0	0	8	66.7
National Block (9)	1	11.1	6	66.7
Islamists (6)	1	20	4	80

Table No. (14) illustrates the several economic sectors and their importance as viewed by the speakers in the session to discuss the draft law of the general budget of the State for 2009. The following points can be stated:

- The Education sector yielded a high rate of importance by speakers. It was ranked first and second by 37.1% and 22.9%, respectively.
- A high rate of speakers emphasized the need to pay attention to the Health sector and cover all citizens with health services; it was ranked first and second by 31.4% and 17.1%, respectively.
- Sectors that did not yield a high interest include foreign trade and tourism.

Table No. (14)
Relative Distribution of Economic Sectors according to Priority as Ranked by Speakers

Sector	Order (1-7)							Did not mention the Sector (%)
	1	2	3	4	5	6	7	
Education	37.1	22.9	14.3	7.1	1.4	4.3	2.9	10
Health	31.4	17.1	10	8.6	2.9	4.3	0	25.7
Agriculture	30	11.4	5.7	10	10	1.4	2.9	28.6
Infrastructure	11.4	7.1	11.4	8.6	5.7	2.9	2.8	50
Transport	18.6	2.9	2.9	7.1	7.1	4.3	0	36.4
Water	10	5.7	5.7	4.3	8.6	2.9	1.4	61.4
Energy	11.4	1.4	8.6	4.3	1.4	1.4	1.4	70
Tourism	1.4	5.7	5.7	5.7	4.2	4.2	0	72.9
Industry	12.9	2.9	1.4	1.4	2.9	2.9	2.9	72.9
Foreign Trade	1.4	1.4	5.7	2.9	0	0	0	88.6
Security	10	1.4	2.9	5.7	1.4	1.4	1.4	72.9

Table No. (15)
Order of Economic Sector according to Importance as Viewed by the Parliamentary Blocks

Sector	Block				
	1	2	3	4	5
	Order (1-11)				
Industry	8	10	9	10	3
Agriculture	3	1	3	2	7
Tourism	6	9	10	11	10
Health	2	2	2	6	5
Education	1	3	1	1	2
Foreign Trade	11	11	11	8	11
Infrastructure	4	5	7	5	9
Water	5	7	8	7	4
Transport and Communication	7	4	4	3	6
Energy and Mineral Wealth	10	6	5	9	1
Security	9	8	6	4	8

1- Liberal National Trend; 2- National Al-Ikha' Block; 3- Independents; 4- National Block; 5- Islamists.

In order to show any different or identical views among Parliamentary blocks and their priorities according to economic sectors, priorities were studied as ranked by blocks in Table No. (15); the table reveals the following:

- All Parliamentary blocks agreed that the Education Sector is important, it ranked from 1 to 3 according to the priorities of these blocks.
- All blocks except for Islamists laid a high importance on the Agricultural Sector; it ranked second after Education. To the contrary of other blocks, Islamists stressed the need to be focused on Industry and Manufacturing.
- To the contrary of other blocks, the Sector of Energy and Mineral Wealth was the main priority of Islamists (first rank).
- There was a consensus among all blocks in terms of foreign trade.
- Health yielded a high interest by the National Liberal Trend, Al-Ikha' Block and the Independents (second rank); other blocks gave it lower importance.
- Priorities of Islamists were strategic sectors that assume the largest role in development; namely, Energy (enhance revenues), Education (Human Resources), Industry (diversify the production base), and Water.

In terms of expenditures, there were proposals by speakers in general and the Financial and Economic Committee at the Lower House. Their demands included controlling public expenditures; 30.9% explicitly requested this; others demanded controlling operational expenditures except for salaries and wages (21.3%); other 12.8% requested an increase in the capital expenditures or distributing them with further justice and efficacy (12.8%). See Table No. (16)

Remarkably, 21.3% of speakers requested further expenditures and establishment of more projects in all constituencies in the Kingdom in general and in their own constituencies in particular. Among them, 70% previously requested controlling expenditures to reduce the budget deficit (See Table No. 17). Table No. (18) reveals the following in relation with the Parliamentary Blocks:

- There is consensus among Parliamentary blocks that it is an imperative to control operation expenditures except for salaries and wages.
- Those calling for increasing the capital and production expenditures were of a low rate across all blocks.

Table No. (16)

Relative Distribution of Speakers according to their Demands in relation with Public Expenditures Structure

Item	Rate
Requested control of public expenditures and mentioned this explicitly	30.9
Requested control of operational expenditures (except for salaries and wages)	21.3
Requested increase of capital expenditures or distribute them at an optimal level	12.8

Table No. (17)

Distribution of Speakers according to Requesting Control of Expenditures along with Other Several Demands for the Electoral Constituency

Items	Demands at the Constituency Level	No demands at the Constituency Level
Requested a control of expenditures	18 representatives	11 representatives
Did not request control of expenditures	36 representatives	29

Table No. (18)

Relative Distribution of Speakers from Parliamentary Blocks according to the Changes in the Public Expenditure Structure⁵

Block	Called for Controlling Public Expenditures		Called to Control Operational Expenditures except for Salaries		Called for Increasing Capital and Productive Expenditures	
	No.	%	No.	%	No	%
Liberal National Trend Block (55)	4	8.2	38	77.6	4	8.2
National AL-Ikha' Block (21)	0	0	14	73.7	4	21.1
Independents (19)	0	0	8	66.7	2	16.7
National Block (9)	1	11.1	6	66.7	1	11.1
Islamists (6)	1	20	4	80	1	20

⁵ The rate is calculated through dividing the number by the number of speakers from the Block.

7- *Requests by Speakers before Approving the Draft Law in its Final Form:*

Speakers stressed the need to observe regional and international socio-economic developments that affect the economic performance and the general budget for the coming fiscal year before approving the draft law in its final form. Among the main problems that the speakers drew the attention to is the international financial crisis, changing food and oil prices, and the local and international stock exchange crisis...etc. Table No. (19). Evaluation of Parliamentary Blocks of the major economic developments that need to be taken into consideration while preparing the draft law of the budget and after approving it.

Table No. (19)

Descending Order of Regional and International Socio-economic Developments that the Speakers Requested to be Taken into Consideration before Approving the Draft Law of the General Budget for 2009

Item	Rate	Average (0-1)
International financial crisis and its repercussions	36.17	.3617
Changing prices of oil and other goods	25.53	.2553
International stock exchange crisis with Jordanian victims	20.21	.2021
Pollution Problem	12.77	.1277
Possible deterioration of international investments	9.57	.0957
Liquidity crisis in the local banking system	6.38	.0638
Possible drop or stabilization in exports	4.26	.0426
Regional and international political changes	3.19	.0319
Agreements signed recently by the Government	2.13	.0213
High growth rate in population	2.13	.0213

Table No. (20)

Order of Regional and International Socio-economic Developments that the Speakers Requested to be Taken into Consideration before Approving the Draft Law of the General Budget for 2009- According to Parliamentary Blocks

Item	Block				
	1	2	3	4	5
	Order (1-10)				
1. International financial crisis and its repercussions	1	1	1	1	1
2. Local exchange crisis	3	4	2	3	3
3. Changing prices of oil and other goods	1	2	2	2	2
4. Agreements signed recently by the Government	6	Not mentioned	Not mentioned	Not mentioned	Not mentioned
5. Possible drop and stabilization of exports	8	4	Not mentioned	Not mentioned	Not mentioned
6. Local liquidity crisis	8	7	6	5	3
7. Possible deterioration of foreign investments	5	3	2	Not mentioned	Not mentioned
8. Pollution problem	4	4	6	4	Not mentioned
9. Population growth	6	Not mentioned	Not mentioned	Not mentioned	Not mentioned
10. International and regional political changes	8	Not mentioned	2	Not mentioned	Not mentioned
1- Liberal National Trend; 2- National Al-Ikha' Block; 3- Independents; 4- National Block; 5- Islamists.					

Table No. (20) Reveals the main developments. The following points can be extracted from the Table:

- The National Liberal Trend Block was the only one to mention economic agreements signed by the government and the population growth issue; other blocks did not mention these issues.
- The National Block and the Islamists Block did not mention many developments.
- The financial crisis yielded attention from all Parliamentary blocks as they all called for the need to track their developments and repercussions for the Jordanian Economy.
- There is a consensus across all blocks with regard to impact of the changing oil prices, the local liquidity crisis, and the local stock exchange crisis impact on performance of economy and the general budget.

8- Requests of Speakers After Approving the Draft Law:

The periodical review of all items of the budget was the main demand by the speakers to face any possible effects of the socio-economic developments. About 6.4% voiced this demand explicitly. Other 14.9% of speakers requested supporting the private sector for its important role in economic development and as a main source for governmental revenues. As per the results of the above opinion poll, 45.6% of citizens (respondents) mentioned that the private sector can assume a big role in economic development process. This reveals a consensus between opinions of the Lower House members and citizens in this respect (see Table No. 9 in the Appendix). Table No. (21) reveal the following in relation with Parliamentary Blocks:

- Both Independents and Islamists did not mention the need to do a periodical review of general budget.
- Although in a low rate, all Parliamentary Blocks requested supporting the private sector.

9- Representatives Appraising Efforts of the Government:

As can be inferred from the representatives speeches that the level of their satisfaction with the government performance and its cooperation with regard to the general budget does not conform with their aspirations. Only 25.5% of speakers mentioned that the governmental efforts to deal with economic issues are satisfactory and convincing. Other 9.1% of speakers mentioned transparent governmental performance and governmental dealing with the general budget. About 10.6% commended the government cooperation and implementation of parliamentary recommendations especially when it comes to the general budget (see table 22).

In order to evaluate satisfaction of speakers with the extent of the government cooperation and its transparent dealing, an indicator is set for this purpose. Answers to questions 1.33, 1.34 and 1.35 in the questionnaire were gathered (see appendix 1). Total answers to above questions range between (0-3). Table No. (23) Illustrates the relative distribution of speakers according to that indicator.

Table No. (21)

Proposals by Speakers from Parliamentary Blocks for the Period after Approving the Draft Law of Budget

Block	Proposed a periodical review of the budget		Demanded a larger role for the Private Sector	
	No	%	No	%
1. Liberal National Trend Block (55)	1	2	3	6.1
2. National AL-Ikha' Block (21)	4	21.1	6	31.6
3. Independents (19)	0	0	1	8.3
4. National Block (9)	1	11.1	2	22.2
5. Islamists (6)	0	0	2	40

Table No. (22)

Relative Distribution of Speakers according to their Appraisal of the Government Performance

Item	Rate
Mentioned satisfactory and convincing governmental efforts in dealing with economic issues	25.5
Mentioned transparent performance of the government and its dealing with the general budget issues	8.1
Mentioned that the government implements the Parliamentary recommendations in relation with the general budget	10.6

Table No. (23)

Relative Distribution of Speakers according to their Satisfaction Level with the Government Performance and its Cooperation in relation with the General Budget Developments

Level of Satisfaction	Total Answers of Questions 2.33, 2.34, 2.35	Rate
High	3	9.6
Very Good	2	6.4
Fair	1	12.8
Poor	0	71.2

Table No. (24) reveals the following in terms of parliamentary Blocks:

- Islamists' satisfaction with the Government performance and its cooperation in relation with the general budget issue is low. The Indicator did not exceed the fair degree.

- The National Block is the most convinced and satisfied with the Government performance, followed with the National Al-Ikha' Block, the National Trend, and the Independents.

Table No. (24)

Relative Distribution of Speakers from Parliamentary Blocks according to the Level of Satisfaction with the Governmental Performance and its Cooperation

Item		Block				
Level of Satisfaction	Total answers of questions 2.33, 2.34, 2.35	1	2	3	4	5
High	3	8.2	5.3	8.3	33.3	0
Very Good	2	6.1	10.5	8.3	0	0
Fair	1	14.3	15.8	0	11.1	20
Poor	0	71.4	68.4	83.3	55.6	80
Average		0.5102	0.5263	0.4167	1.11	0.2000
1- Liberal National Trend; 2- National Al-Ikha' Block; 3- Independents; 4- National Block; 5- Islamists.						

10- Issues other than the Draft Law of the General Budget of the State:

Only about 6.4% of speakers discussed topics other than the general budget; they criticized some ministers or presented personal/private issues. Other 14.9% of speakers discussed several economic topics and submitted visions and proposals to solve some problems other than the general budget (monetary policy, taxation law, and fiscal policy...etc.

Additional Tables

Table No. (1)

Descending Order of the major economic problems that the Jordanian Economy Suffer from as viewed by the Parliamentary Blocks at the Fifteenth Representatives Council

National Liberal Trend		National Al-Ikha' Block	
Problem	Average	Problem	Average
Unemployment	.7857	High prices (inflation)	.8571
Poor living standards (poverty)	.6897	Poor Living standards (poverty)	.6429
High prices (inflation)	.6071	Unemployment	.4286
Deficit in the general budget	.2857	Internal and external indebtedness	.4286
Internal and external indebtedness	.2500	Imbalances in the economic structure and premises	.4286
Financial and administrative corruption	.2143	General budget deficit	.3571
Poor level of infrastructure	.2143	Financial and administrative corruption	.2857
Trade deficit in the Balance of Trade	.1786	Poor level of infrastructure	.2143
Tax evasion	.1429	Privatization	.1429
Imbalances in the economic structure and premises	.1071	Trade deficit in the balance of trade	.0000
Privatization	.0714	Tax evasion	.0000
Independents		National Block	
Problem	Average	Problem	Average
Poor living standards (poverty)	.7273	High prices (inflation)	.6667
Unemployment	.6364	Unemployment	.5000
High prices (inflation)	.6364	Poor living standard (poverty)	.4286
Financial and Administrative corruption	.5455	Deficit in the general budget	.3500
Internal and external indebtedness	.4545	Internal and external indebtedness	.3333
Deficit in the general budget	.3636	Trade deficit in the balance of trade	.1667
Trade deficit in the balance of trade	.3636	Poor level of infrastructure	.1667
Poor level of infrastructure	.2727	Financial and administrative corruption	.0000
Privatization	.2727	Imbalances in the economic structure and premises	.0000
Imbalances in the economic structure and premises	.0909	Tax evasion	.0000
Tax evasion	.0909	Privatization	.0000

Islamists	
1. Unemployment	.6000
1. Privatization	.6000
1. Internal and External Indebtedness	.4000
1. High Prices (Inflation)	.2000
1. Poor living standards (poverty)	.2000
1. general budget deficit	.0000
1. Financial and administrative corruption	.0000
1. Trade deficit in the balance of trade	.0000
1. Imbalances in the economic structure and premises	.0000
1. Tax evasion	.0000
1. Poor level of infrastructure	.0000

Table No. (2)
Proposals Submitted by Speakers to Enhance Public Expenditures

Item	Block				
	1	2	3	4	5
	Average				
Improve the collection mechanism	.6667	.3333	.7500	.0000	.6667
Explore other sources for revenues	.3333	.3333	.0000	.0000	.3333
Control tax evasion	.5000	.3333	.0000	.0000	.0000
Amend some laws such as the income tax law	.6667	.8333	.0000	.0000	.6667
Work on achieving justice among taxpayers	.3333	.1667	.0000	.0000	.3333
Provide further grants and assistance	.3333	.1667	.2500	.5000	.0000
Invest the government revenues from privatization	.0000	.1667	.2500	.0000	.3333
1- Liberal National Trend; 2- National Al-Ikha' Block; 3- Independents; 4- National Block; 5- Islamists.					

Table No. (3)

Relative Distribution of Speakers from Parliamentary Blocks according to the Nature of Transfers in the Budget Line Items as Proposed for the Expenditures Side

Item	Block				
	1	2	3	4	5
	Average				
1. From one economic sector to another	.0000	.3333	.0000	.0000	.0000
2. From one sub sector to another sub sector in the same sector	.3333	.3333	.0000	.0000	.5000
3. from one region to another	.0000	.0000	.0000	.0000	.0000
4. from governorate to another	.3333	.0000	.0000	.0000	.0000
5. from one period to another	.0000	.0000	.0000	.0000	.0000
6. from one line item to another	.3333	.0000	.0000	.0000	.5000
1- Liberal National Trend; 2- National Al-Ikha' Block; 3- Independents; 4- National Block; 5- Islamists.					

Table No. (4)

Priorities of Parliamentary Blocks according to Sector- Average

Sector	Block				
	1	2	3	4	5
	Average				
1. Industry	4.0789	2.5000	2.0000	.0000	10.0000
2. Agriculture	9.7895	8.1429	9.7500	7.6667	5.5000
3. Tourism	5.0789	2.6429	1.8750	.0000	3.7500
4. Health	10.1316	7.7143	10.2500	6.1667	6.7500
5. Education	12.1316	7.0000	11.8750	11.8333	12.5000
6. Foreign Trade	1.4211	2.0714	.0000	2.5000	3.2500
7. Infrastructure	8.2895	4.6429	3.3750	6.3333	4.5000
8. Water	5.8947	3.5714	3.0000	4.1667	8.7500
9. Transport and Communication	4.3947	6.9286	6.2500	7.6667	6.5000
10. Energy	2.9737	3.7857	4.7500	2.3333	12.7500
11. Security	3.0263	3.2857	4.5000	7.3333	4.7500

1- Liberal National Trend; 2- National Al-Ikha' Block; 3- Independents; 4- National Block; 5- Islamists.

Table No. (5)
Priorities of the Economic Developments - Average

Item	Block				
	1	2	3	4	5
	Average				
1. International Financial Crisis and its Repercussions	.2245	.4737	.5000	.5556	.6000
2. Local stock exchange crisis	.2041	.1579	.1667	.3333	.2000
3. changing prices of oil and other goods	.2245	.2632	.1667	.4444	.4000
4. agreements recently signed by the government	.0408	.0000	.0000	.0000	.0000
5. Possible drop or stabilization of exports	.0204	.1579	.0000	.0000	.0000
6. liquidity crisis in the local banking system	.0204	.1053	.0833	.1111	.2000
7. Possible drop in foreign investments	.0612	.2105	.1667	.0000	.0000
8. Pollution problem	.1224	.1579	.0833	.2222	.0000
9. Increasing population	.0408	.0000	.0000	.0000	.0000
10. International and regional political changes	.0204	.0000	.1667	.0000	.0000
1- Liberal National Trend; 2- National Al-Ikha' Block; 3- Independents; 4- National Block; 5- Islamists.					

Table No. (6)
Relative Distribution of Respondents according to their Appraisal of the Fifteenth Lower House Performance in relation with Dealing with their Priorities

Item	No.	Rate
Very Good	44	3.7
Good	242	20.1
Fair/Acceptable	342	28.5
Very poor	497	41.4
Don't know/unsure	76	6.3
Refused to answer	0	.0

TOTAL	1200	100.0
--------------	-------------	--------------

Table No. (7) ⁶

Relative Distribution of Respondents according to their Views of the Major Problems of the Economy and the Jordanian Citizen

Problem	No.	Rate
1. High Prices and expensive living standards	900	34.3
2. unemployment combat	568	21.7
3. combat poverty	447	17.0
4. low wages	203	7.7
5. anti-corruption efforts	143	5.4
6. scarcity of water	109	4.2
7. Higher Education	67	2.5
8. Problems of environment and infrastructure	55	2.1
9. Health insurance and treatment services	37	1.4
10. democracy and political reform	25	1.0
11. social and value problems	21	.8
12. development of agricultural sector	12	.4
13. citizenry and national unity	8	.3
14. Develop judiciary competence and enhance its independence	7	.3
15. Develop Pension and social security schemes	7	.3
16. national security and anti-terrorism	5	.2
17. Freedom of the press and independence of the media	3	.1
18. Others	9	0.3
TOTAL	2625	100.0

⁶ This table is obtained from analyzing the results of the “Public Opinion Poll Regarding the Parliament and the Parliamentary Elections” conducted recently by Al-Quds Center for Political Studies.

Table No. (8)⁷

Order of Major Problems for the Jordanian Economy as Viewed by Citizens, Representatives and Parliamentary Blocks at the Fifteenth Lower House
(Main problem 1 to 11 the least important problem)

National Priorities	National Sample	Representatives	National Liberal Trend	National Al-Ikha'	Islamic Action Front	National	Independents
High prices and inflation	1	1	3	1	4	1	3
Unemployment	2	3	1	3	1	2	2
Poverty	3	2	2	2	5	3	1
Financial and Administrative Corruption	5	6	6	7	7	8	4
Poor infrastructure	8	7	7	8	11	7	8

Table No. (9)⁸

Relative Distribution of Respondents according to their Views of the Private Sector Contribution to Solving Problems that the Jordanian Economy and Citizen Suffer from

Item	No.	Rate
Yes	118	45.6
No	131	50.9
Unsure/don't know	1	.5
Refused to answer	8	3.1

⁷This table is obtained from analyzing the results of the "Public Opinion Poll Regarding the Parliament and the Parliamentary Elections" conducted recently by Al-Quds Center for Political Studies.

⁸ This table is obtained from analyzing the results of the "Public Opinion Poll Regarding the Parliament and the Parliamentary Elections" conducted recently by Al-Quds Center for Political Studies.